KMR D Series
Microminiature SMT Top Actuated

Features/Benefits

- ***Ground pin***
- ***Height 2.5 mm***
- ***Compact size 4.6 x 2.8***
- ***Momentary detect***
- ***IP40***

Typical Applications

- ***IoT***
- ***Consumer electronics***
- ***Bluetooth headset***

Specification

FUNCTION: momentary action
CONTACT ARRANGEMENT: 1 make contact = SPST, N.O.
TERMINALS: Gullwing type for SMT

Mechanical

	Force at electrical contact (Fce)			
	Fce Forward (N)	Fce Return	Travel (mm)	Operating Life
KMR401G LFS	0.35≤Fce≤1.85N	0.15≤Fce≤1.65N	0.225 ±0.175	100 000

Packaging

In reels of 6,000 pieces
External diameter 330 mm ± 2 mm

NOTE: Specifications listed above are for switches with standard options.
For information on specific and custom switches, consult Customer Service Center.

Electrical

MAXIMUM POWER:	1 VA
MAXIMUM VOLTAGE:	32 VDC
MINIMUM VOLTAGE:	20 mVDC
MAXIMUM CURRENT:	50 mA
MINIMUM CURRENT:	1 mA*
DIELECTRIC STRENGTH:	≥ 250 Vrms
CONTACT RESISTANCE:	≤ 100 mΩ
INSULATION RESISTANCE:	≥ 1GΩ
BOUNCE TIME:	≤ 3 ms

Environmental

OPERATING TEMPERATURE:	-40˚C to 85˚C
STORAGE TEMPERATURE:	-55˚C to 85˚C

Process

Soldering: Lead free reflow soldering process in accordance with IEC 61760-1.

Build-A-Switch

To order, simply select desired option from each category and place in the appropriate box. Available options are shown and described on the next page. For additional options not shown in catalog, consult Customer Service Center.

K M R — 4 — 0 — 1 — [ ][ ] — [ ][ ][ ] — L F S

Total height
4 2.5 mm

Contact Material
1 Silver

Grounding option
G Ground pin
NG No Ground pin *

Low Current capability
Void Under standard specification

* On request

G - Ground Pin

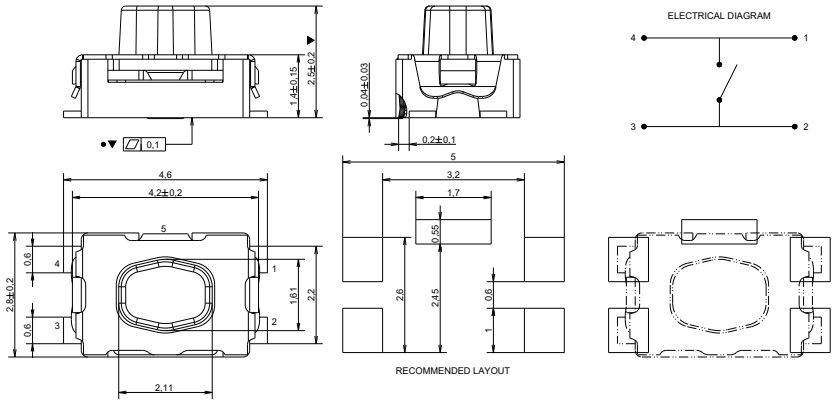

NG - No Ground Pin

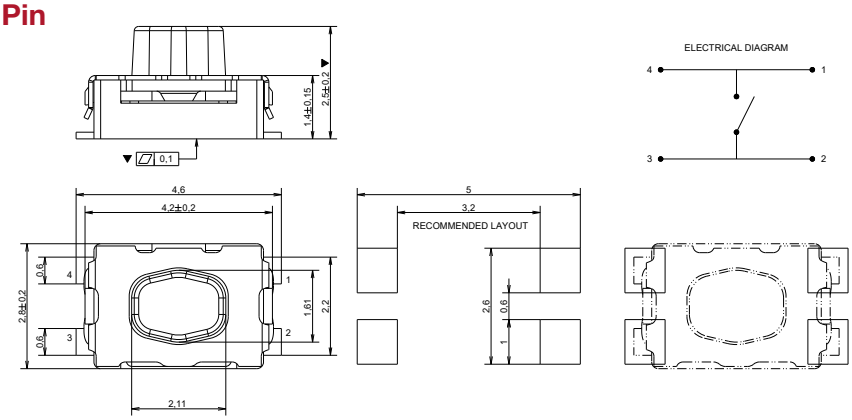

TAPE & REEL

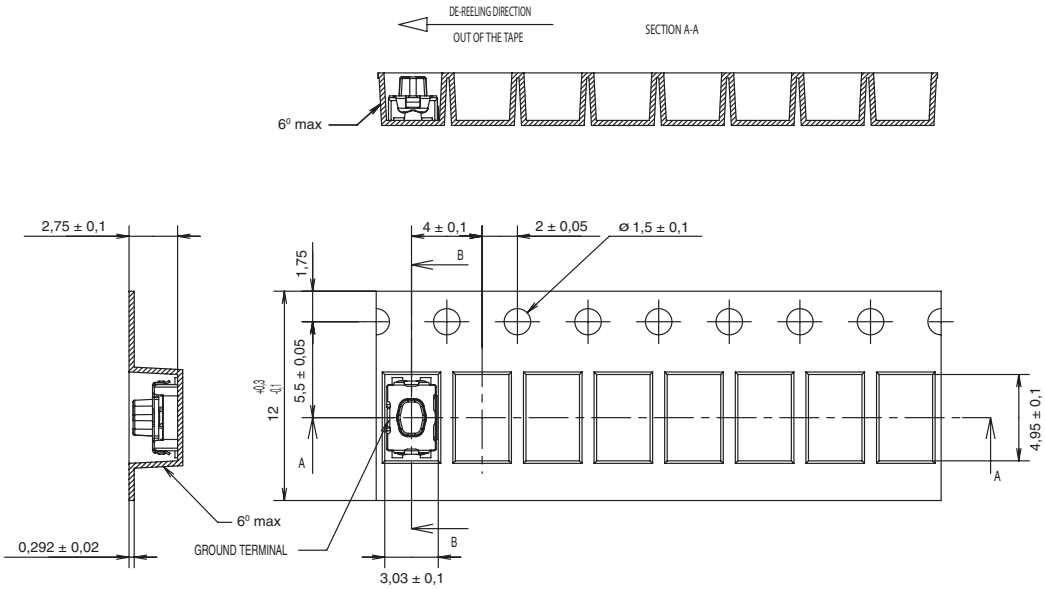

First Angle Projection

Dimensions are shown: mm
Specifications and dimensions subject to change