

# SMD Power Inductor

## CDRH104R/T125



### 特点

- Ferrite drum core construction
- Magnetically shielded
- L×W×H:10.5×10.3 ×4.0 mm Max.
- Product weight: 1.5g(Ref.)
- Moisture Sensitivity Level: 1
- Qualified to AEC-Q200



### 环境规格

- Operating Temperature: -40°C to +125°C (including self-heating)
- Storage temperature range: -40°C~+125°C

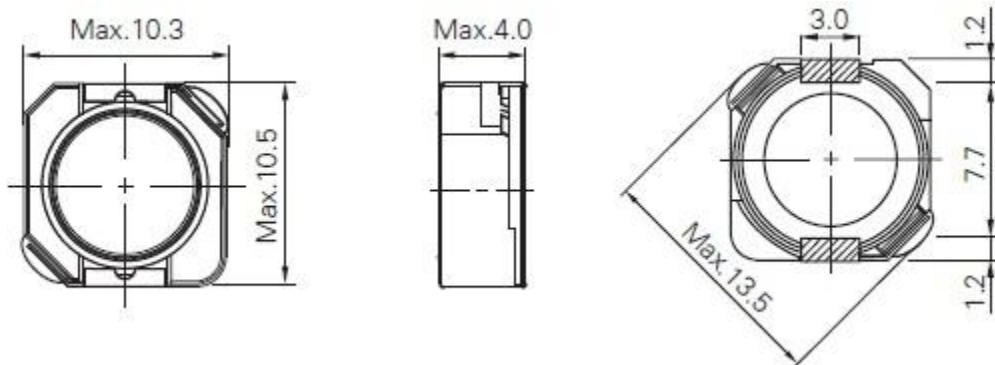
### 包装

- Carrier tape and reel packaging

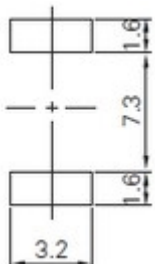
### 用途

- High temp and high reliability automotive applications

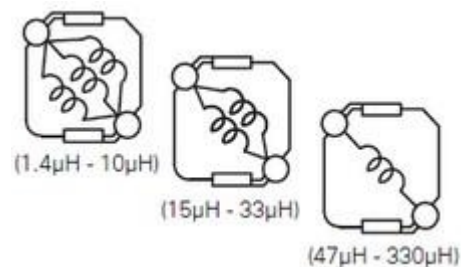
### 外形尺寸 - [mm]



### 推荐焊盘尺寸 - [mm]



### 接线图 (底面)





### 电气特性规格

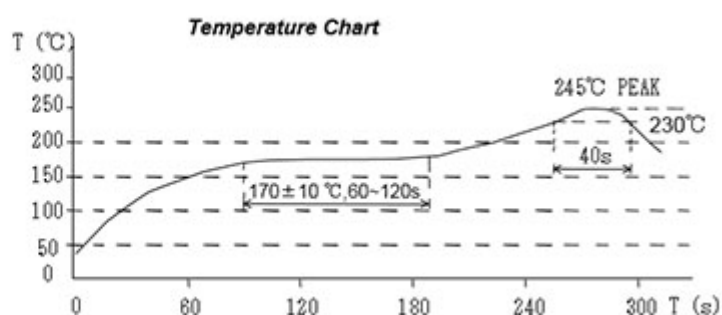
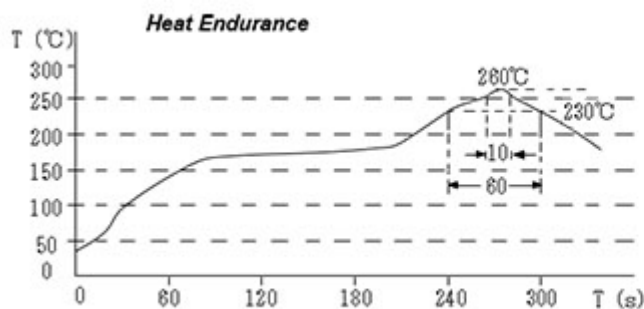
品名	电感值 [within] ( $\mu$ H) ※1	直流电阻 (20℃) Max. (Typ.) (m $\Omega$ )	饱和电流 (A) Max. (Typ.) ※2	温度上升电流 (A) Max. (Typ.) ※3
CDRH104RT125NP-1R4PC	1.40 $\pm$ 25%	9.00 (7.20)	9.20 (11.70)	7.80 (8.80)
CDRH104RT125NP-2R2PC	2.20 $\pm$ 25%	11.00 (8.80)	8.00 (10.10)	7.10 (8.10)
CDRH104RT125NP-3R6PC	3.60 $\pm$ 25%	14.00 (11.20)	6.07 (8.30)	6.20 (7.10)
CDRH104RT125NP-4R7PC	4.70 $\pm$ 25%	19.10 (15.30)	5.57 (7.40)	5.20 (5.80)
CDRH104RT125NP-6R8PC	6.80 $\pm$ 25%	25.60 (20.50)	4.66 (5.80)	4.40 (5.00)
CDRH104RT125NP-100MC	10.00 $\pm$ 20%	36.80 (29.50)	4.10 (5.40)	3.50 (3.80)
CDRH104RT125NP-150MC	15.00 $\pm$ 20%	48.10 (38.50)	3.34 (4.00)	2.90 (3.30)
CDRH104RT125NP-220MC	22.00 $\pm$ 20%	70.00 (56.00)	2.56 (3.15)	2.30 (2.65)
CDRH104RT125NP-330MC	33.00 $\pm$ 20%	93.80 (75.00)	2.14 (2.60)	2.05 (2.36)
CDRH104RT125NP-470MC	47.00 $\pm$ 20%	136 (109)	1.80 (2.17)	1.68 (1.90)
CDRH104RT125NP-680MC	68.00 $\pm$ 20%	216 (173)	1.57 (1.82)	1.25 (1.42)
CDRH104RT125NP-101MC	100 $\pm$ 20%	300 (240)	1.30 (1.58)	1.05 (1.20)
CDRH104RT125NP-151MC	150 $\pm$ 20%	448 (358)	1.00 (1.25)	0.86 (1.00)
CDRH104RT125NP-221MC	220 $\pm$ 20%	694 (555)	0.85 (1.06)	0.68 (0.78)
CDRH104RT125NP-331MC	330 $\pm$ 20%	1060 (850)	0.70 (0.83)	0.56 (0.63)

※1. Inductance measuring condition: at 100kHz.

※2. Saturation current: The value of D.C. current when the inductance decreases to 65% of it's nominal value.

※3. Temperature rise current: The value of D.C. current when the temperature rise is  $\Delta t=40^{\circ}\text{C}$  ( $T_a=20^{\circ}\text{C}$ ).

### 回流焊耐热与推荐温度曲线图



# SMD Power Inductor

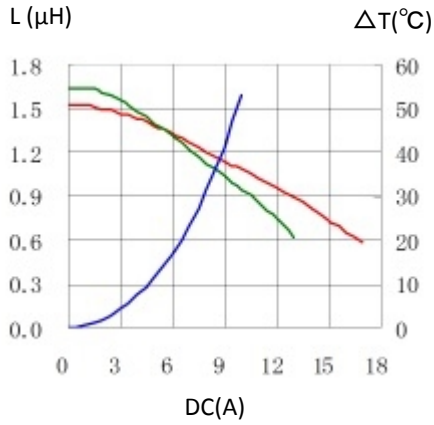
## CDRH104R/T125



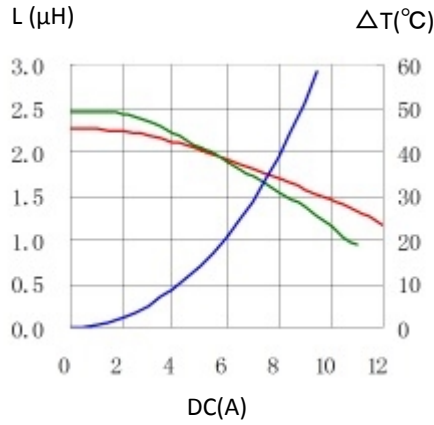
### 直流饱和电流&温度上升曲线图

— L (20°C) — L (125°C) —  $\Delta T$

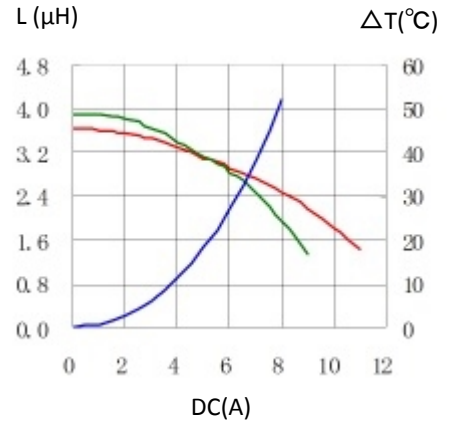
1. CDRH104RT125NP-1R4PC



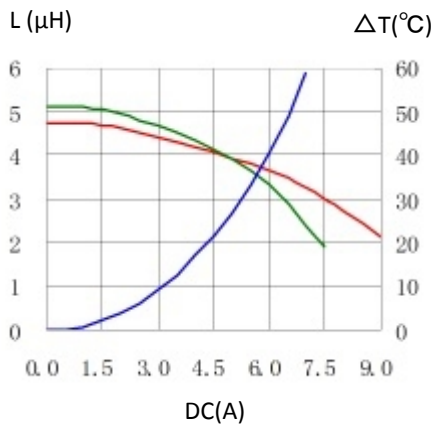
2. CDRH104RT125NP-2R2PC



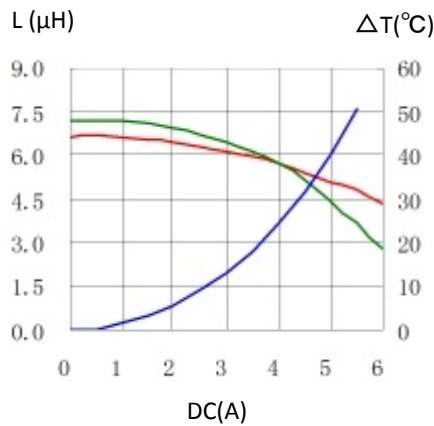
3. CDRH104RT125NP-3R6PC



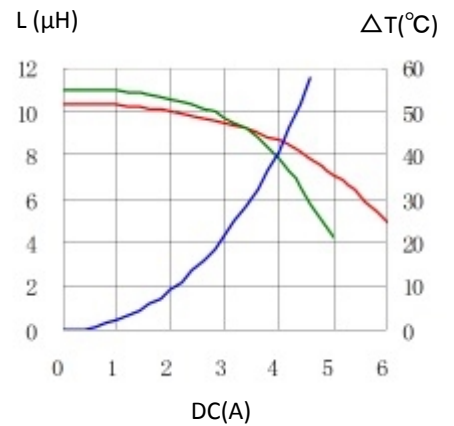
4. CDRH104RT125NP-4R7PC



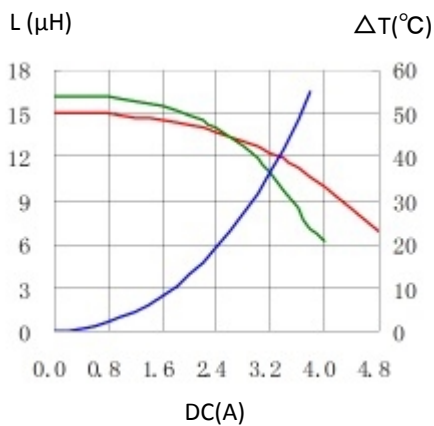
5. CDRH104RT125NP-6R8PC



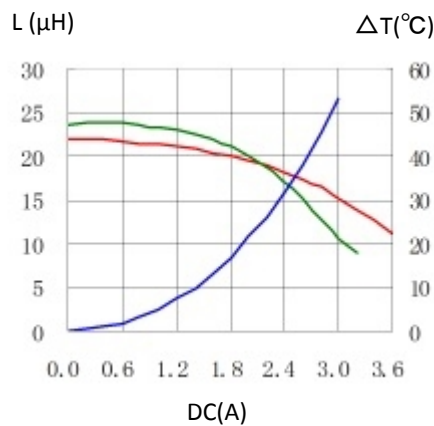
6. CDRH104RT125NP-100MC



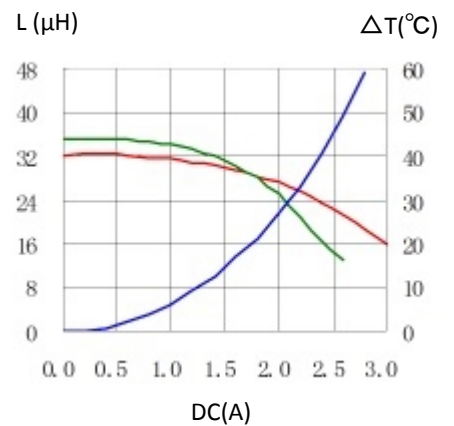
7. CDRH104RT125NP-150MC



8. CDRH104RT125NP-220MC



9. CDRH104RT125NP-330MC



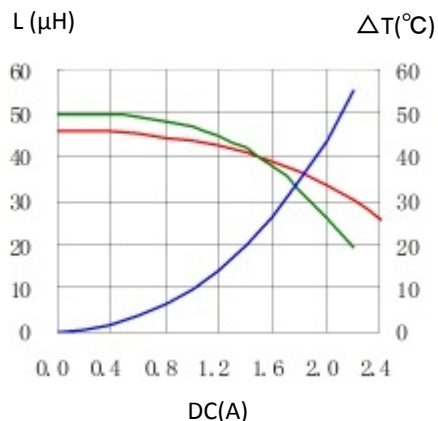
注：记载内容如有变更，恕不另行通知。订货时请联系您最近的销售办事处以获取最新产品信息。

# SMD Power Inductor

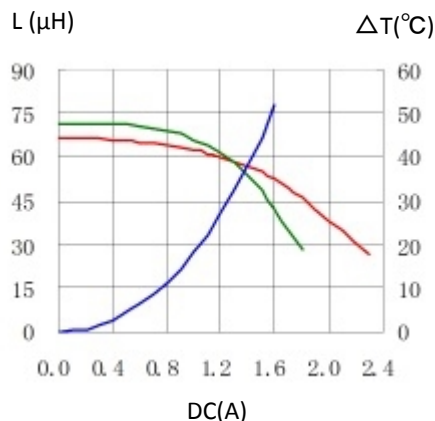
## CDRH104R/T125



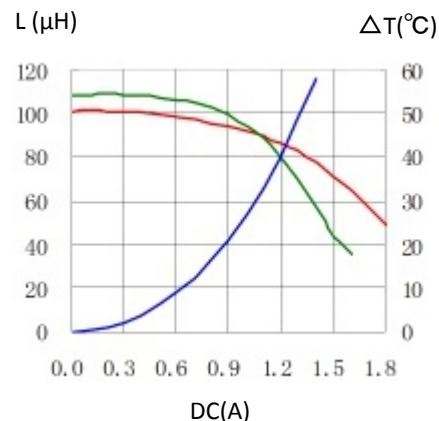
10. CDRH104RT125NP-470MC



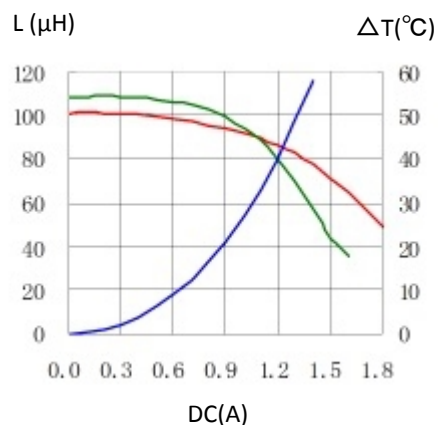
11. CDRH104RT125NP-680MC



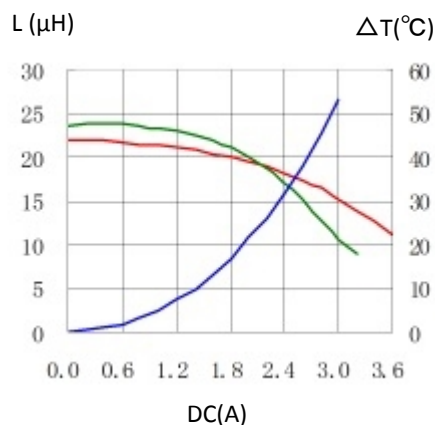
12. CDRH104RT125NP-101MC



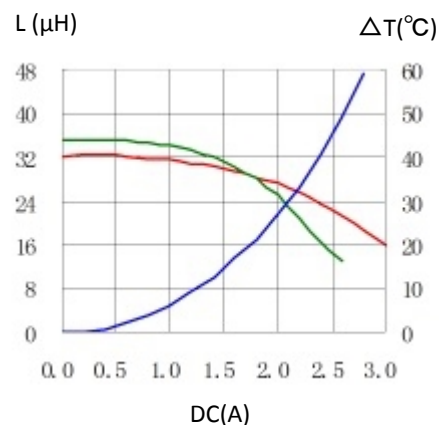
13. CDRH104RT125NP-151MC



14. CDRH104RT125NP-221MC



15. CDRH104RT125NP-331MC



有关销售办事处的信息，请 [点击这里](#)。