

SMD Power Inductor

CDRH12D77B/T150



特点

- Magnetically shielded
- L×W×H: 13.1 x 12.8× 8.0 mm Max.
- Product weight: 3.8g (Ref.)
- Qualified AEC-Q200
- Absolute Maximum Voltage (across inductor): 250V
- Vibration resistance: 10Hz~2kHz/30G (MIL standard)



环境规格

- Operating Temperature: -55°C to +150°C (including self-heating)

包装

- Carrier tape and reel packaging

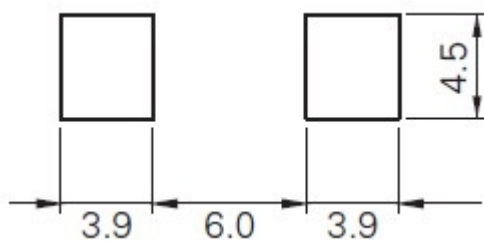
用途

- High temp and high reliability automotive applications

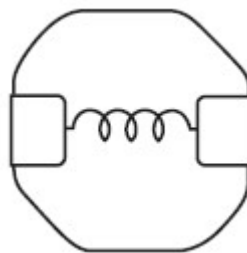
外形尺寸 - [mm]



推荐焊盘尺寸 - [mm]



接线图 (底面)





电气特性规格

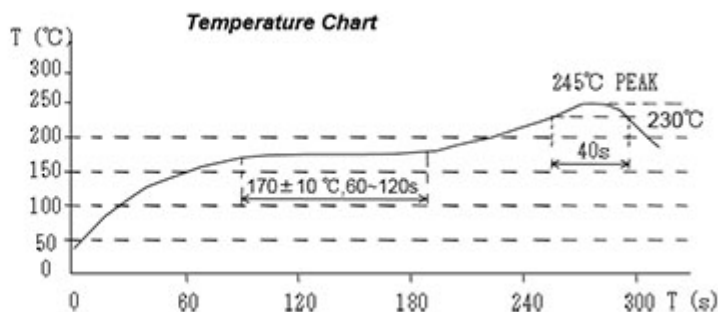
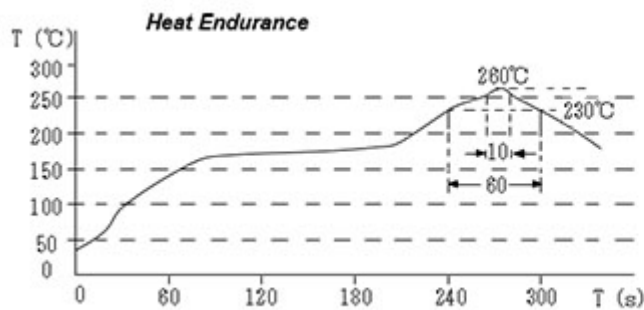
品名	电感值 [within] (μ H) ※1	直流电阻 (20℃) [Within] (m Ω)	饱和电流 (A) Max. (Typ.) ※2	温度上升电流 (A) Max. (Typ.) ※3
CDRH12D77BT150NP-1R0NC	1.00 \pm 30%	4.50 \pm 30%	24.80 (31.00)	11.70 (14.00)
CDRH12D77BT150NP-1R5NC	1.50 \pm 30%	5.40 \pm 30%	20.00 (25.00)	11.20 (12.70)
CDRH12D77BT150NP-2R2NC	2.20 \pm 30%	6.30 \pm 30%	16.50 (20.60)	10.50 (11.70)
CDRH12D77BT150NP-3R3NC	3.30 \pm 30%	7.40 \pm 30%	13.30 (16.70)	9.90 (11.20)
CDRH12D77BT150NP-4R2NC	4.20 \pm 30%	8.40 \pm 30%	11.70 (14.70)	9.50 (10.50)
CDRH12D77BT150NP-6R8NC	6.80 \pm 30%	13.00 \pm 30%	9.30 (11.70)	7.10 (8.10)
CDRH12D77BT150NP-100MC	10.00 \pm 20%	15.80 \pm 20%	7.70 (9.70)	6.70 (7.50)
CDRH12D77BT150NP-150MC	15.00 \pm 20%	23.00 \pm 20%	6.20 (7.80)	5.60 (6.40)
CDRH12D77BT150NP-220MC	22.00 \pm 20%	34.00 \pm 20%	5.10 (6.40)	4.40 (5.10)
CDRH12D77BT150NP-330MC	33.00 \pm 20%	48.00 \pm 20%	4.10 (5.20)	3.70 (4.30)
CDRH12D77BT150NP-470MC	47.00 \pm 20%	60.00 \pm 20%	3.50 (4.40)	3.50 (4.00)
CDRH12D77BT150NP-680MC	68.00 \pm 20%	77.00 \pm 20%	2.90 (3.70)	3.20 (3.60)
CDRH12D77BT150NP-101MC	100 \pm 20%	115 \pm 20%	2.40 (3.05)	2.50 (2.80)
CDRH12D77BT150NP-151MC	150 \pm 20%	165 \pm 20%	2.00 (2.55)	2.15 (2.45)
CDRH12D77BT150NP-221MC	220 \pm 20%	265 \pm 20%	1.65 (2.05)	1.60 (1.80)
CDRH12D77BT150NP-331MC	330 \pm 20%	370 \pm 20%	1.35 (1.70)	1.30 (1.50)
CDRH12D77BT150NP-471MC	470 \pm 20%	510 \pm 20%	(1.40)	(1.32)

※ Measuring frequency inductance at 100kHz, 1V.

※ Saturation current: DC current which becomes inductance value drop by 30% from the nominal value.

※ Temperature rise current: The value of D.C. current when the temperature of coil becomes $\Delta T=40^\circ\text{C}$ ($T_a=20^\circ\text{C}$).

回流焊耐热与推荐温度曲线图



SMD Power Inductor

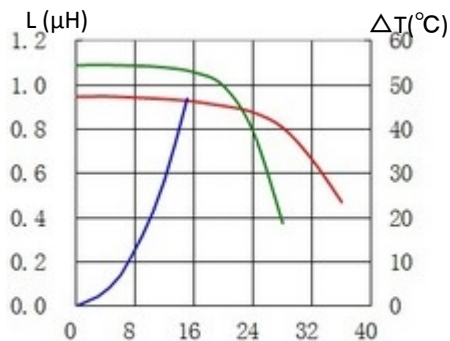
CDRH12D77B/T150



直流饱和电流&温度上升曲线图

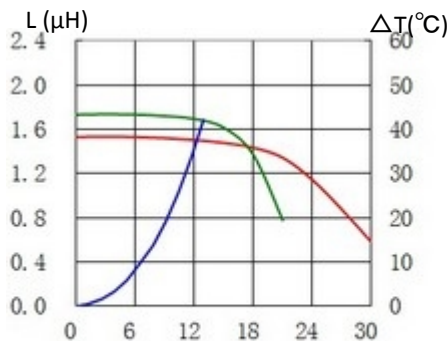
— L (20°C) — L (150°C) — ΔT

1. CDRH12D77BT150NP-1R0NC



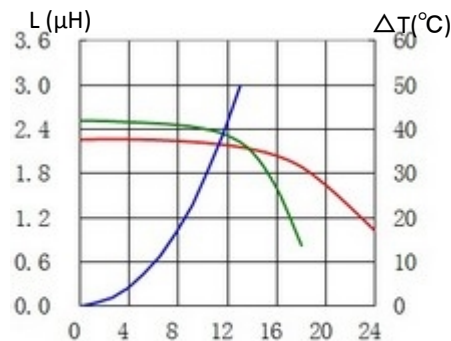
DC(A)

2. CDRH12D77BT150NP-1R5NC



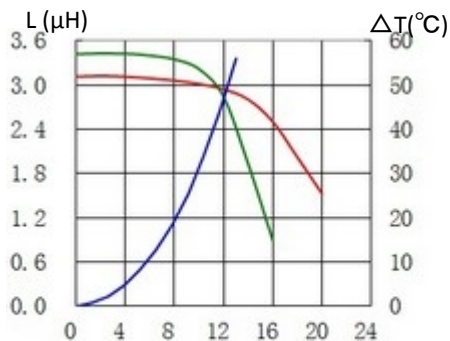
DC(A)

3. CDRH12D77BT150NP-2R2NC



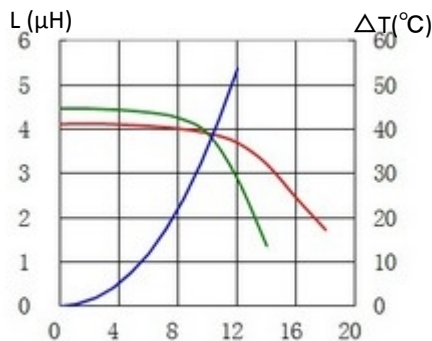
DC(A)

4. CDRH12D77BT150NP-3R3NC



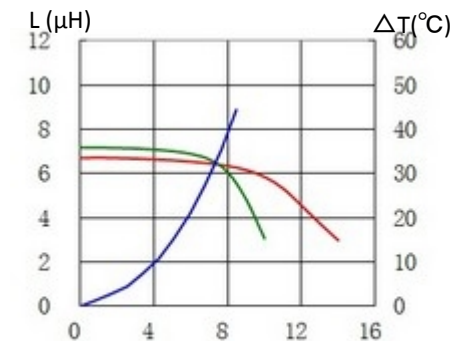
DC(A)

5. CDRH12D77BT150NP-4R2NC



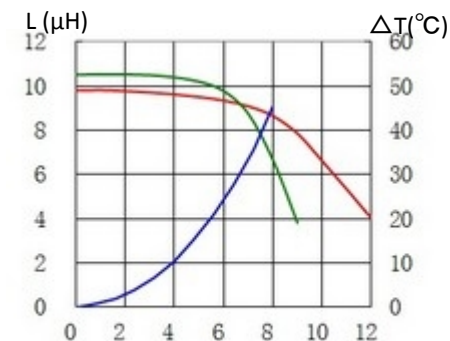
DC(A)

6. CDRH12D77BT150NP-6R8NC



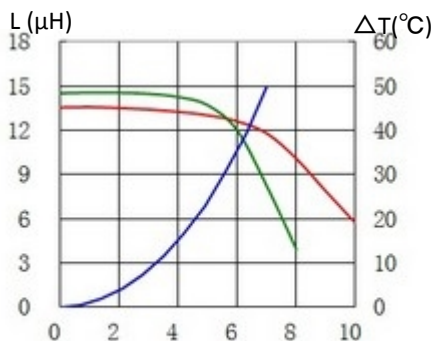
DC(A)

7. CDRH12D77BT150NP-100MC



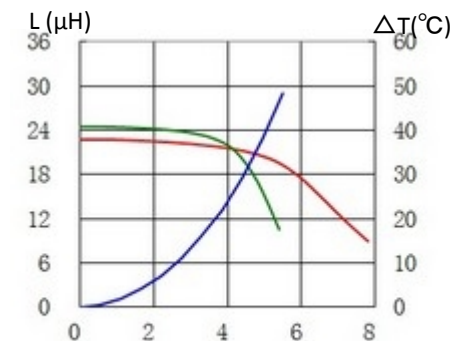
DC(A)

8. CDRH12D77BT150NP-150MC



DC(A)

9. CDRH12D77BT150NP-220MC



DC(A)

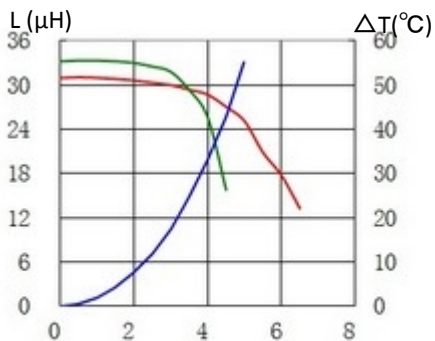
注：记载内容如有变更，恕不另行通知。订货时请联系您最近的销售办事处以获取最新产品信息。

SMD Power Inductor

CDRH12D77B/T150

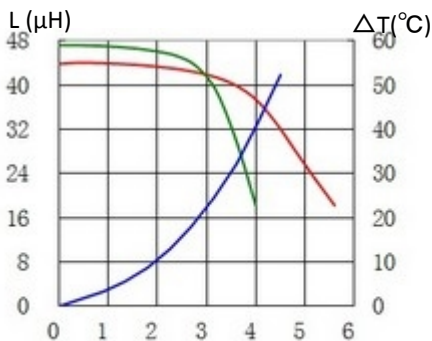


10. CDRH12D77BT150NP-330MC



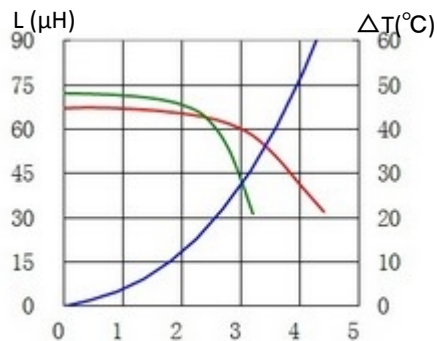
DC(A)

11. CDRH12D77BT150NP-470MC



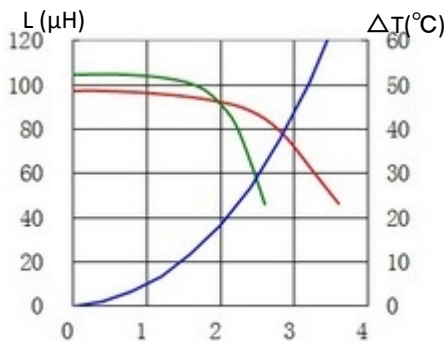
DC(A)

12. CDRH12D77BT150NP-680MC



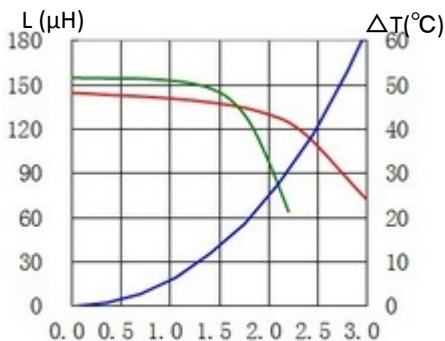
DC(A)

13. CDRH12D77BT150NP-101MC



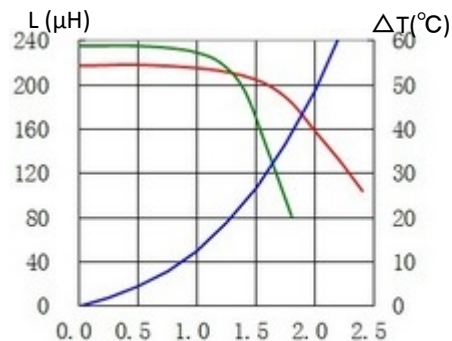
DC(A)

14. CDRH12D77BT150NP-151MC



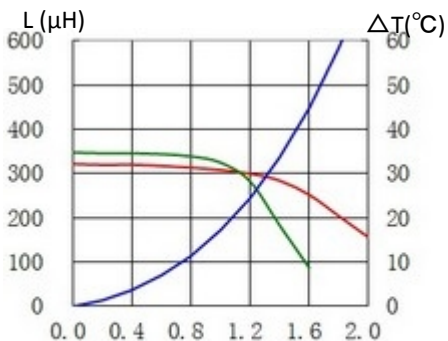
DC(A)

15. CDRH12D77BT150NP-221MC



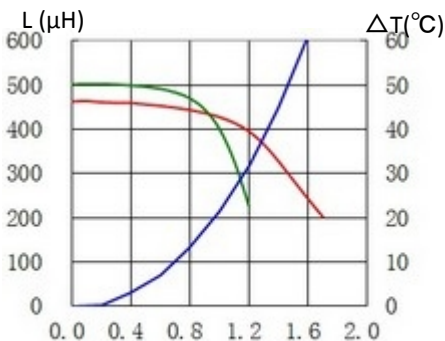
DC(A)

16. CDRH12D77BT150NP-331MC



DC(A)

17. CDRH12D77BT150NP-471MC



DC(A)



有关销售办事处的信息，请 [点击这里](#)。

注：记载内容如有变更，恕不另行通知。订货时请联系您最近的销售办事处以获取最新产品信息。