


# SMD Power Inductor

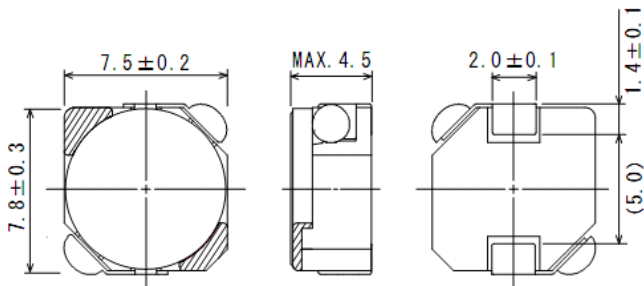
## CDMPIH75D43/T125



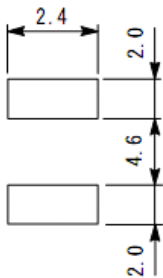
### Description

- Ferrite core construction.
- Magnetically shielded.
- Lower flux leakage.
- L × W × H: 8.1 × 7.7 x4.5 mm Max.
- Product weight: 0.92g(Ref.)
- Moisture Sensitivity Level: 1
- RoHS compliance.

### Dimension - [mm]



### Land pattern - [mm]



### Electrical Characteristics

Part No.	Stamp	Inductance ( $\mu$ H) [Within] ※1	D. C. R. (m $\Omega$ ) [Max.] (at 20°C)	Saturation current (A) ※2		Temperature rise current (A) ※3
				(at 20°C)	(at 125°C)	
CDMPIH75D43T125NP-6R8PC	6R8	6.8 $\mu$ H $\pm$ 25%	43 (34)	3.7	2.9	2.8
CDMPIH75D43T125NP-100MC	100	10 $\mu$ H $\pm$ 20%	52 (42)	3.1	2.4	2.6
CDMPIH75D43T125NP-220MC	220	22 $\mu$ H $\pm$ 20%	93 (74)	2.1	1.6	1.8
CDMPIH75D43T125NP-330MC	330	33 $\mu$ H $\pm$ 20%	143 (114)	1.7	1.3	1.5
CDMPIH75D43T125NP-470MC	470	47 $\mu$ H $\pm$ 20%	210 (168)	1.4	1.1	1.2
CDMPIH75D43T125NP-680MC	680	68 $\mu$ H $\pm$ 20%	315 (253)	1.2	0.9	1.0
CDMPIH75D43T125NP-101MC	101	100 $\mu$ H $\pm$ 20%	390 (315)	1.00	0.75	0.80
CDMPIH75D43T125NP-151MC	151	150 $\mu$ H $\pm$ 20%	585 (470)	0.80	0.60	0.65
CDMPIH75D43T125NP-221MC	221	220 $\mu$ H $\pm$ 20%	1005 (805)	0.65	0.50	0.50

※1. Inductance measuring condition :at 100kHz

※2. Saturation current: The value of D.C. current when the inductance decreases to 65% of it's nominal value.

※3. Temperature rise current: The actual value of D.C. current when the temperature rise is  $\Delta t=40^{\circ}\text{C}$  ( $T_a=20^{\circ}\text{C}$ ).

### Environmental Data

- Operating temperature range:  $-40^{\circ}\text{C}\sim+125^{\circ}\text{C}$   
(including coil's self temperature rise)
- Storage temperature range:  $-40^{\circ}\text{C}\sim+105^{\circ}\text{C}$
- Solder reflow temperature:  $260^{\circ}\text{C}$  peak.

### Packaging


- Carrier tape and reel packaging

### Applications

- Ideally used in Car navigation, automobile's MPV equipment and D-Amp, etc.

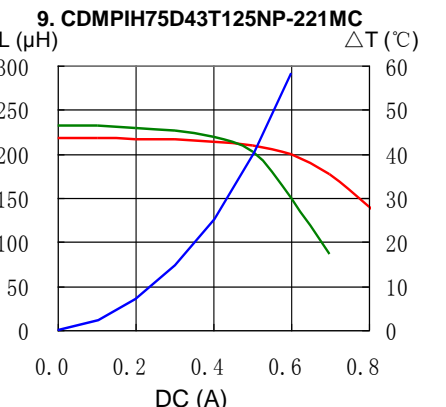
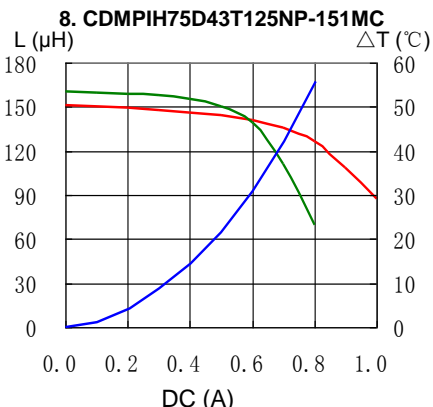
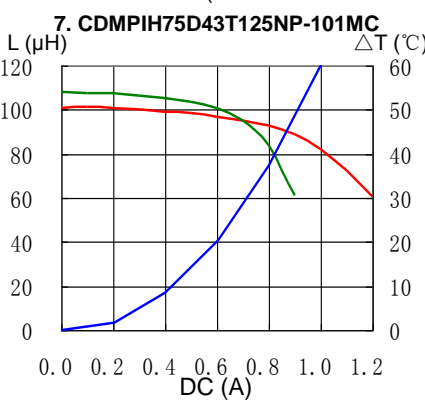
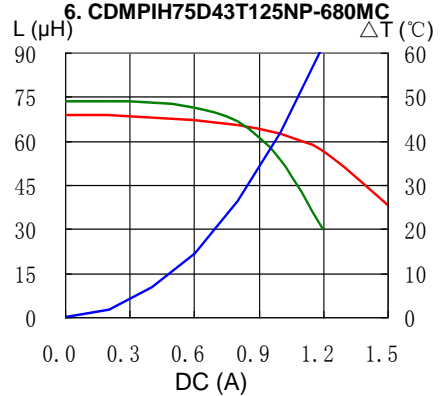
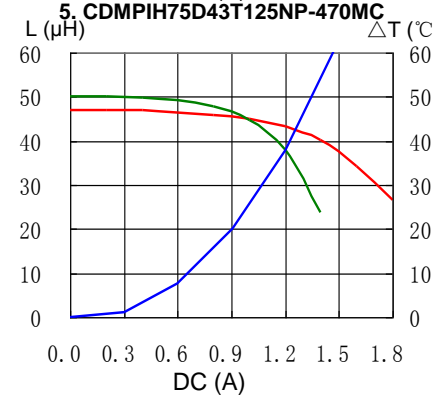
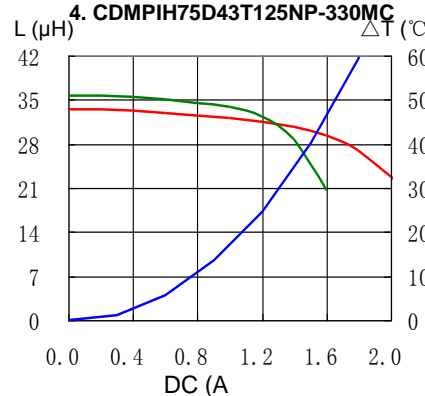
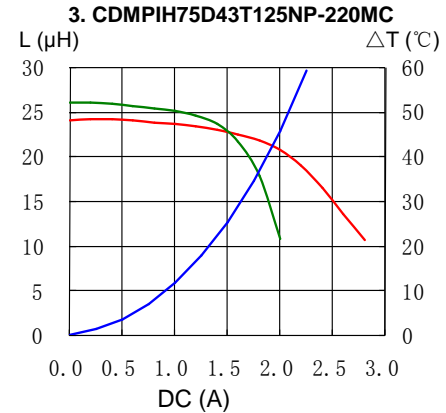
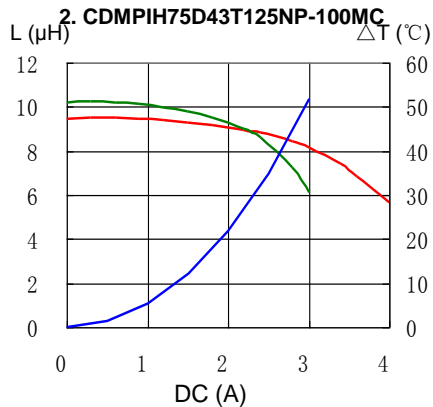
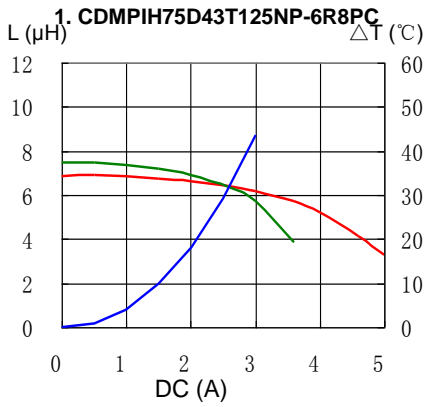
# SMD Power Inductor

## CDMPIH75D43/T125



### Saturation Current & Temperature Rise Graph

— L (20°C) — L (125°C) —  $\Delta T$

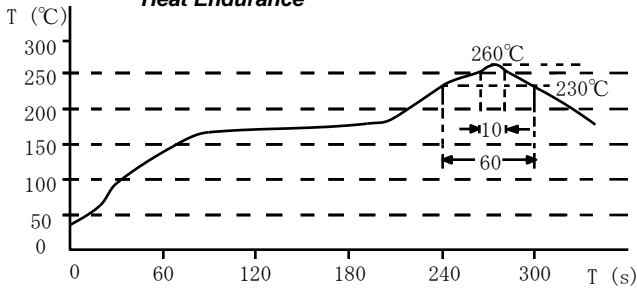


# SMD Power Inductor CDMPIH75D43/T125

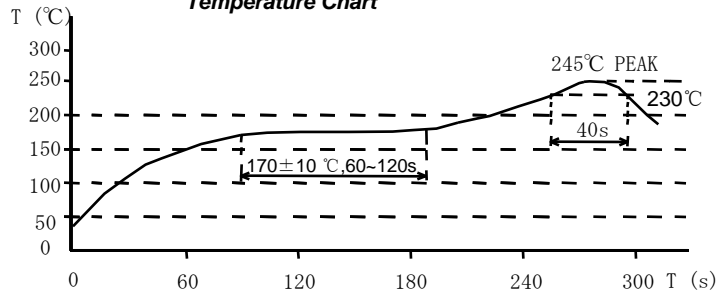


## Solder Reflow Condition

**Heat Endurance**



**Temperature Chart**



Please refer to the sales offices on our website - <http://www.sumida.com>

### Hong Kong

Tel.+852-2880-6781  
FAX.+852-2565-9600  
[sales@hk.sumida.com](mailto:sales@hk.sumida.com)

### Saitama(Japan)

Tel.+81-48-691-7300  
FAX.+81-48-691-7340  
[sales@jp.sumida.com](mailto:sales@jp.sumida.com)

### Chicago

Tel.+1-847-545-6700  
FAX. +1-847-545-6720  
[sales@us.sumida.com](mailto:sales@us.sumida.com)

### Shanghai

Tel.+86-21-5836-3299  
FAX.+86-21-5836-3266  
[shanghai.sales@cn.sumida.com](mailto:shanghai.sales@cn.sumida.com)

### Seoul

Tel.+82-2-6237-0777  
FAX.+82-2-6237-0778  
[sales@kr.sumida.com](mailto:sales@kr.sumida.com)

### Obernzell

Tel.+49-8591-937-0  
FAX. +49-8591-937-103  
[contact@eu.sumida.com](mailto:contact@eu.sumida.com)

### Shenzhen

Tel.+86-755-8291-0228  
FAX.+86-755-8291-0338  
[shenzhen.sales@cn.sumida.com](mailto:shenzhen.sales@cn.sumida.com)

### Singapore

Tel.+65-6296-3388  
FAX.+65-6841-4426  
[sales@sg.sumida.com](mailto:sales@sg.sumida.com)

### Neumarkt

Tel.+49-9181-4509-110  
FAX. +49-9181-4509-310  
[infocomp@eu.sumida.com](mailto:infocomp@eu.sumida.com)

### Taipei

Tel.+886-2-8751-2737  
FAX.+886-2-8751-2738  
[sales@tw.sumida.com](mailto:sales@tw.sumida.com)

### San Jose

Tel.+1-408-321-9660  
FAX.+1-408-321-9308  
[sales@us.sumida.com](mailto:sales@us.sumida.com)